

APARTMENT COMPACTORS

One Size Does NOT Fit All



Introducing the Best... By a Long Shot

The ACE Equipment Company Stationary Compactors are designed from the ground up to deliver a lifetime of value and performance. Ace Stationary Compactors are designed using Slot & Tab construction - with interlocking structural stiffeners, Nylatron ram guides and only the finest quality American steel. Our BUILT TUFF / BUILT RIGHT approach ensures your compactor won't fail. Ever. Electrical and hydraulic components are chosen by their reliability, not price. Unlike our competitors who put margin before quality, our focus remains on the value we bring to our customers. ACE Equipment Company is also very pleased to offer equipment that reflects our commitment to great design and visual appeal. All of our Stationary Compactor models come with a custom, laser cut, Built-Tuff logo on the side and are available in a variety of colors to compliment the overall visual impact of the equipment.

ACE EQUIPMENT COMPANY STATIONARY COMPACTOR FEATURES

- No Limit Switches Ever
- Slot & Tab Construction
- PLC Driven for Improved Productivity
- Nylatron on Platen for Extended Life
- Optional Tongue & Groove Floor & Sides
- Optional Hardox 500 on Request
- We Say Yes to Custom Options*
- In-House Build Power Unit
- American-Made Electric Motor
- American-Made Hydraulic Cylinders
- Available in Almost Any Size
- **Every Compactor Rigorously Tested Prior to Delivery**
- Power Units Come Standard with Smart Features**

* Custom Chutes, Tippers
and Enclosures

** Cycle Status, Gate Open,
Tripped, etc.



Ace Apartment Compactor Overview

Perfect for:

- ✔ **Logistic Centers**
- ✔ **Distribution Centers**
- ✔ **OCC Recycling**
- ✔ **Dry Goods / Retail**
- ✔ **Industrial Plants**

- Rugged steel construction built for dependable daily operation
- Compact footprint is ideal for space-conscious installations
- Efficient hydraulic system delivers consistent compactor performance
- Heavy-duty ram and charge box construction for extended service life
- Smooth, quiet operation suitable for commercial/retail environments
- Simplified controls designed for operator convenience
- Low-maintenance hydraulics and simplified electrical systems reduce service calls



All Ace Stationary Compactors are designed with interlocking structural stiffeners, Nylatron® ram guides and only the finest American steel. Our attention to design and construction delivers a compactor that will not fail due to structural integrity.



Ace Equipment's power unit is 100% handcrafted at our Antigo, WI factory using only American-sourced motors and PLCs. No limit switches!



Precision laser cutting combined with slot & tab manufacturing processes ensure exact fit up and consistent critical tolerances.



All Ace compactors feature American made hydraulic cylinders for unmatched performance and value.



Ace Equipment compactors feature a one-piece seamless sidewall for longevity, corrosion resistance, and overall appearance.



Robotic welding technology delivers superior strength, consistency, and long-term dependability.



Recent Installations



Custom Fabrication



Seamless Systems Coordination



Compact Footprint

FEATURES & BENEFITS




SPECIFICATIONS

Apartment Compactor Specifications

Compactor Specs	A.5	A.5S	A.75	A.75S
Clear Top (L x W)	30" x 24"	30" x 28"	37" x 32"	36" x 42"
Capacity	0.5 cubic yard	0.5 cubic yard	0.75 cubic yard	0.75 cubic yard
Ram Face Size	19-3/4" x 29-1/8"	21-7/8" x 29-1/4"	19-3/4" x 38-1/8"	21-7/8" x 35-1/8"
Compactor Weight	1,800 lbs.	2,100 lbs.	2,200 lbs.	2,600 lbs.
Cycle Time	29 seconds	50 seconds	34 seconds	51 seconds
Max Normal Force	17,672 lbs.	22,619 lbs.	17,672 lbs.	28,628 lbs.
Max Ram Face Pressure	39.3 psi	37.7 psi	39.3 psi	47.8 psi
Ram Penetration	5"	8"	8"	7"
Electric Motor	3 hp	3 hp	3 hp	3 hp
Electric Control Voltage	120 vac	120 vac	120 vac	120 vac
Standard Controls	2-Push Button Station Start/Stop	2-Push Button Station Start/Stop	2-Push Button Station Start/Stop	2-Push Button Station Start/Stop
Hydraulic Pump Capacity	3.8 gpm	3.8 gpm	3.8 gpm	6.7 gpm
Max Hydraulic Pressure	1,800 psi	1,800 psi	1,800 psi	1,800 psi
Hydraulic Cylinders	1	2	1	2
Bore	2.5	4	2.5	4.5
Rod	1.25	2	1.5	2.5

Optional 5 HP package available



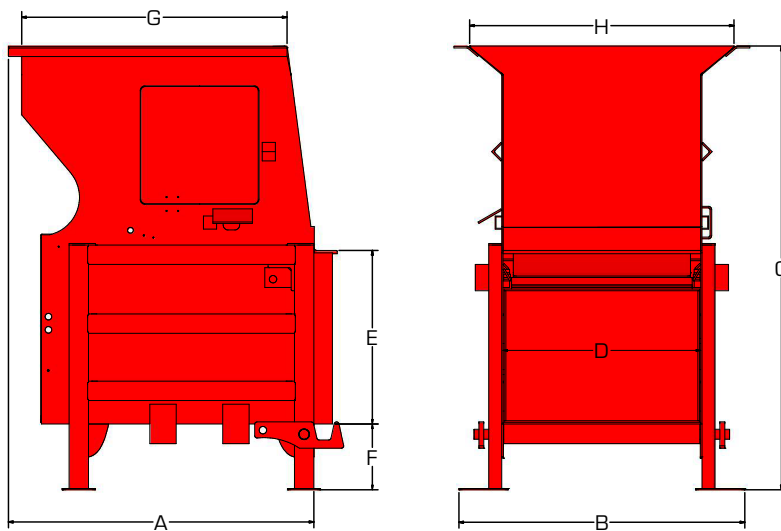
Robotically Welded for Unparalleled Precision



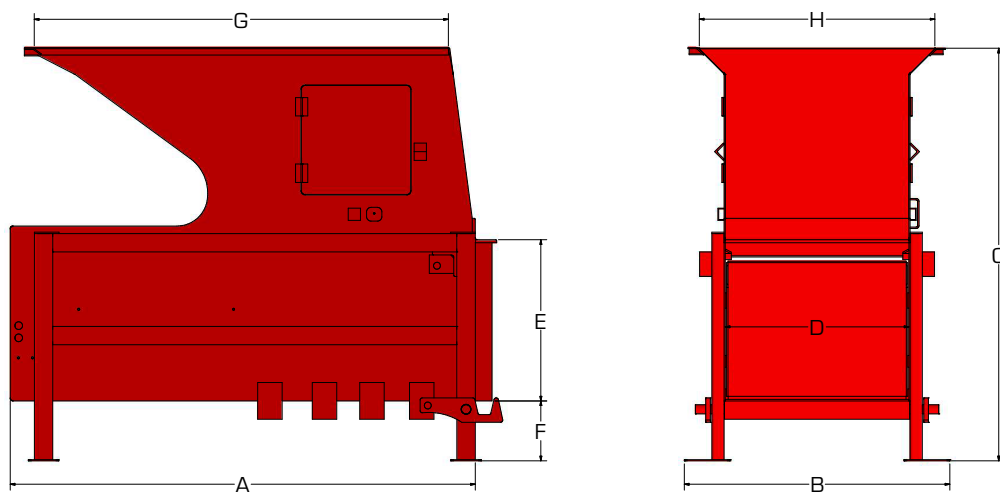
Custom Chute Sizes Available Upon Request



DIMENSIONS



DIMENSION	A.5	A.75
A	46 1/4"	54"
B	43 1/2"	50 1/2"
C	67 1/2"	69 1/2"
D	30"	37"
E	26 3/8"	26 3/8"
F	10"	10"
G	40 1/4"	47 3/4"
H	40"	37"




DIMENSION	A.5S	A.75S
A	76"	104"
B	43 1/2"	49 1/2"
C	67 1/2"	70"
D	30"	36"
E	26 3/8"	26 3/8"
F	10"	10"
G	67 5/8"	97 5/8"
H	38 1/2"	36"



SLOT & TAB PRECISION

Why We Stand Out. Why It Matters.



OLD WORLD CRAFTSMANSHIP COMBINED WITH NEXT-GENERATION TECHNOLOGY

Ace Equipment Company, it starts with our 'Slot & Tab' assembly technique. Using the latest Mitsubishi computer-automated laser cutter, to achieve tolerances that no one else in the industry can offer. This allows us to deliver repeatable quality that ensures your Ace Equipment Company Transfer Compactor will continually exceed your expectations and deliver our customers with an ROI that no other manufacturer can match. Then we use a tongue & groove process to construct our floors to dramatically reduce the chance of debris getting behind the pack head or under the floor. No other compactor manufacturer builds their products like this, because it's more expensive and takes more time to manufacture. We don't operate that way - and we don't cut corners.



It's also reflected in our modern facility. One visit to our Antigo, Wisconsin factory and you'll understand. Like every piece of equipment we manufacture, our factory was purpose built to attract the finest artisans who work in a safe and inviting, well-lit facility enhanced with the latest technology to allow us to offer products constructed from 100% US-sourced steel, US-sourced hydraulic cylinders and hydraulic motors. No other compactor manufacturer can make that claim. Take a good look at any Ace Equipment Company product and you'll see that we've overbuilt it because we know you won't under use it. That is part of BUILT TUFF - BUILT RIGHT philosophy.



Ace Equipment Company • 810 Hudson Street • Antigo, WI 54409 • 715-627-2400
www.aceequipmentcompany.com • info@aceequipmentcompany.com