

TRANSFER COMPACTORS

Available in 4, 5, 6 & 12-yard Capacities



The Work Horse in the Industry

All Ace Equipment Company Transfer Compactors are manufactured with 100% laser-cut with interlocked and tabbed stiffeners for repeatable quality and tolerances that no other manufacturer can offer. We purpose built these units to handle the non-stop compacting found at commercial transfer stations. With a clear-top opening of 80-1/2" x 122", the Ace Transfer Compactor is ready for whatever you throw at it. The A-12TXHD's foundation is our 1-1/8" plate floor; 1" side walls and backed by 1' x 7" flat bar steel - that allows for compaction forces of 192,422 lbs. All Ace compactors are constructed via our 'Slot & Tab' manufacturing process that ensures both repeatable accuracy and uncompromising quality. The A-12TXHD is designed to process 90-tons per hour with a 21-sec. compaction cycle time thanks to our 3-phase, 60 hp motor and two 7" hydraulic cylinders (all American made). Our BUILT TUFF - BUILT RIGHT manufacturing process means that Ace Equipment Company Transfer Compactors are built to exceed your expectations every day. We encourage you to compare our products against any other unit on the market for quality, productivity, and ROI.

ACE EQUIPMENT COMPANY A-12TXHD TRANSFER COMPACTOR FEATURES

- No Limit Switches Ever
- Slot & Tab Construction
- Tongue & Groove Floor
- 1-1/8" Plate Steel Floor
- 1' x 7" Flat Bar Supports
- AR500 Liners
- PLC Driven for Improved Productivity
- 21-Second Cycle Time
- In-House Build Power Unit
- American-Made 60 hp Electric Motor
- American-Made Hydraulic Cylinders
- Available in 4 Sizes
- Throughput Capacity from 335 yards to over 2,000 yards per hour

ACE



EQUIPMENT COMPANY



Ace Equipment Transfer Compactor Overview


Perfect for:

- ✓ **Transfer Stations**
- ✓ **Equipment Manufacturers**
- ✓ **Large Distribution Centers**
- ✓ **Appliance Manufacturers**

The Ace Equipment Company A-12TXHD sets the bar as the highest quality transfer compactor on the market - hands down. Every piece of this unit has been laser cut for precise tolerances *and* slot & tabbed for repeatable quality and performance. The Ace Equipment A-12XHD Compactor is designed to handle 90-tons per hour of continuous packing with a cycle time of only 21 seconds. We never use limit switches in any of our products for added reliability and productivity.

★ Customizable loading chutes can be installed to allow for automated loading of large bulk items to ensure both safety and productivity. Contact us for your specific needs.

★ Ace Transfer Compactors come standard with replaceable AR500 liners for extended durability and productivity.



★ Ace Equipment's power unit is 100% handcrafted at our Antigo, WI factory using only American-sourced motors and PLCs. No limit switches!

★ All Ace compactors feature American made hydraulic cylinders for unmatched performance and value.

★ Our compaction cylinders feature a bypass orifice that provides for a 2-sec hold to allow the packer to bleed off pressure while at the end of the stroke to reduce memory. This also reduces the amount of spillage when the container is removed.

★ The A-12TXHD is the only transfer compactor on the market that comes STANDARD with 1" sidewalls.

★ Our exclusive tongue & groove floor construction prevents debris from getting underneath the floor for smoother operation and longer life.

Recent Installation Photos



FEATURES & BENEFITS



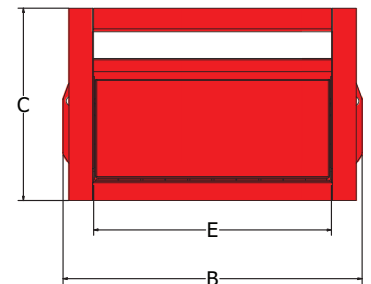
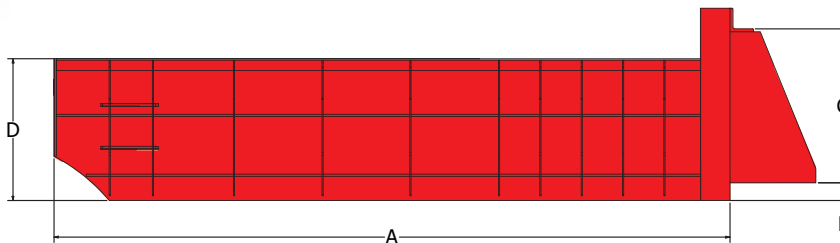
SPECS & DIMENSIONS

Transfer Compactor Specs & Dimensions

Transfer Specs	A4-T	A4-TDP	A5-T	A6-T	A12-T	A12-TXHD
Clear Top (L x W)	63-1/2" X 80-1/2"	65-3/4" X 80-1/2"	82" X 80-1/2"	87-1/4" X 80-1/2"	122" X 80-1/2"	122" X 80-1/2"
Capacity	4 cubic yard	4 cubic yard	5 cubic yard	6 cubic yard	12 cubic yard	12 cubic yard
Ram Face Size	32-1/8" x 78-1/8"	32-1/8" x 78-1/8"	32-1/8" x 78-1/8"	32-1/8" x 78-1/8"	32-1/8" x 78-1/8"	32-1/8" x 78-1/8"
Compactor Weight	14,000 lbs.	14,000 lbs.	19,000 lbs.	27,000 lbs.	33,000 lbs.	39,500 lbs.
Cycle Time	43 seconds	52 seconds	53 seconds	58 seconds	46 seconds	21 seconds
Max Normal Force	192,422 lbs.	141,372 lbs.	192,422 lbs.	192,422 lbs.	192,422 lbs.	192,422 lbs.
Max Ram Face Pressure	76 psi	56 psi	76 psi	76 psi	76 psi	76 psi
Ram Penetration	28"	48"	29-1/2"	33-1/2"	32-1/2"	48"
Snout Length	25"	47"	30"	32"	32"	36"
Electric Motor	30 hp	30 hp	30 hp	30 hp	60 hp	60 hp
Electric Control Voltage	120 vac	120 vac	120 vac	120 vac	120 vac	120 vac
Hydraulic Pump Capacity	60 gpm	60 gpm	60 gpm	60 gpm	98 gpm	180 gpm
Max Hydraulic Pressure	2500 psi	2500 psi	2500 psi	2500 psi	2500 psi	2500 psi
Hydraulic Cylinders	2	2	2	2	2	2
Bore	7	6	7	7	7	7
Rod	5	4	5	5	5	5
Stroke	86"	107"	107"	116"	150"	170"
Face Plate	3/4"	3/4"	3/4"	1-1/4"	1-1/4"	1-1/4"
Platen Sides	3/4"	3/4"	3/4"	3/4"	3/4"	1"
Platen Bottom	1"	1"	1"	1"	1"	1-1/4"
Platen Top	1/2"	1/2"	1/2"	3/4"	3/4"	3/4"
Compactor Sidewalls	3/4"	3/4"	3/4"	3/4"	3/4"	1"
Compactor Floor	3/4"	3/4"	3/4"	1"	1"	1-1/4"

DIMENSION	A4-T	A4-TDP	A5-T	A6-T	A12-T	A12-TXHD
A	191 1/4"	210 3/4"	228 3/4"	243 1/4"	313"	344 1/2"
B	101 1/2"	101 1/2"	101 1/2"	101 1/2"	101 1/2"	102"
C	66 1/8"	65 1/8"	66 1/8"	71 3/8"	71 3/8"	71 3/8"
D	48"	48"	48"	50"	50"	50"
E	80 1/2"	80 1/2"	80 1/2"	80 1/2"	80 1/2"	80 1/2"
F	6"	6"	6"	6"	6"	6"
G	52 1/8"	52 1/8"	52 1/8"	53 5/8"	53 5/8"	53 5/8"

NOTE: All Ace Equipment Company Transfer Compactors come standard with AR500 liners for extended durability and productivity



Why We Stand Out. Why It Matters.




OLD WORLD CRAFTSMANSHIP COMBINED WITH NEXT-GENERATION TECHNOLOGY

Ace Equipment Company, it starts with our 'Slot & Tab' assembly technique. Using the latest Mitsubishi computer-automated laser cutter, to achieve tolerances that no one else in the industry can offer. This allows us to deliver repeatable quality that ensures your Ace Equipment Company Transfer Compactor will continually exceed your expectations and deliver our customers with an ROI that no other manufacturer can match. Then we use a tongue & groove process to construct our floors to dramatically reduce the chance of debris getting behind the pack head or under the floor. No other compactor manufacturer builds their products like this, because it's more expensive and takes more time to manufacture. We don't operate that way - and we don't cut corners.



It's also reflected in our modern facility. One visit to our Antigo, Wisconsin factory and you'll understand. Like every piece of equipment we manufacture, our factory was purpose built to attract the finest artisans who work in a safe and inviting, well-lit facility enhanced with the latest technology to allow us to offer products constructed from 100% US-sourced steel, US-sourced hydraulic cylinders and hydraulic motors. No other compactor manufacturer can make that claim. Take a good look at any Ace Equipment Company product and you'll see that we've overbuilt it because we know you won't under use it. That is part of BUILT TUFF - BUILT RIGHT philosophy.



Ace Equipment Company • 810 Hudson Street • Antigo, WI 54409 • 715-627-2400
www.aceequipmentcompany.com • info@aceequipmentcompany.com



SLOT & TAB PRECISION